



BELLEVUE SKYLINE REVIEW

A Quarterly Analysis

A floor-by-floor analysis of 21 select Bellevue CBD high-rise buildings as of September 30, 2018.

BELLEVUE SKYLINE REVIEW

A Quarterly Analysis



MARKET STATISTICS 3rd Quarter 2018

	Bellevue CBD	All Eastside	Skyline
Inventory (SF)	10,307,267	41,534,854	6,350,884
Total Availability Rate	7.9%	6.8%	7.8%
Direct SF Available	654,949	2,648,207	382,808
Sublease SF Available	184,156	579,600	110,655
Avg Class A Asking Rates	\$51.06/SF	\$44.79/SF	\$50.95/SF

MONTHLY QUOTED PARKING RATES 2018

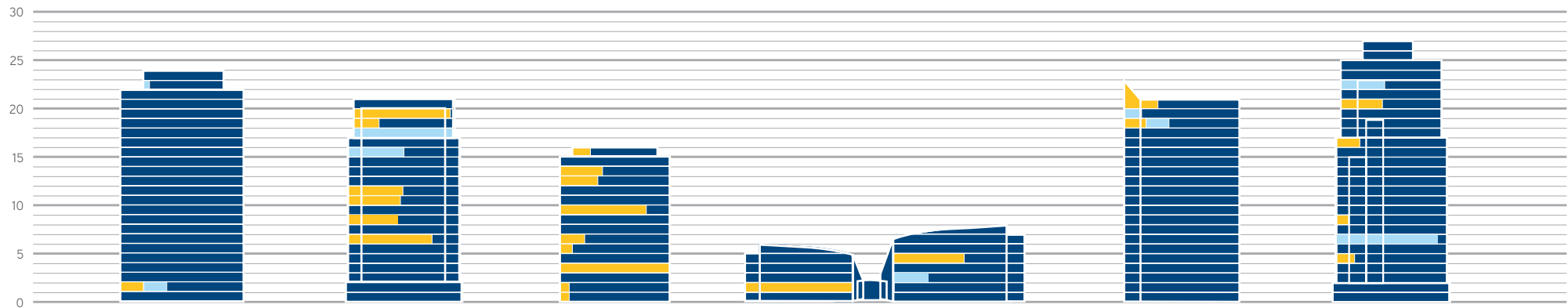
	DAILY	MONTHLY
CBD Average	\$16.90	\$192.00
High	\$35.00	\$235.00
Low	\$10.00	\$120.00

1. Skyline Tower | 2. Bellevue Place Bank of America | 3. Plaza Center | 4. Civica Office Commons—South Tower
 5. Civica Office Commons—North Tower | 6. One Bellevue Center | 7. City Center Bellevue | 8. Key Center | 9. Symetra Financial Center
 10. Summit I | 11. Summit II | 12. Bellevue Corporate Plaza | 13. Plaza East | 14. 110 Atrium | 15. US Bank Plaza
 16. Bravern Tower I | 17. Bravern Tower II | 18. Tower 333 | 19. 929 Office Tower | 20. Centre 425 | 21. Lincoln Square II



BELLEVUE SKYLINE REVIEW

A Quarterly Analysis



Skyline Tower	Bellevue Place Bank of America	Plaza Center	Civica Office Commons South Tower	Civica Office Commons North Tower	One Bellevue Center	City Center Bellevue
10900 NE 4th St.	10500 NE 8th St.	10900 NE 8th St.	205 108th Ave. NE	225 108th Ave. NE	411 108th Ave. NE	500 108th Ave. NE
7,065 SF Available 416,755 SF RBA	87,774 SF Available 390,000 SF RBA	73,574 SF Available 345,586 SF RBA	23,991 SF Available 133,790 SF RBA	18,264 SF Available 174,745 SF RBA	18,299 SF Available 358,838 SF RBA	41,260 SF Available 497,076 SF RBA

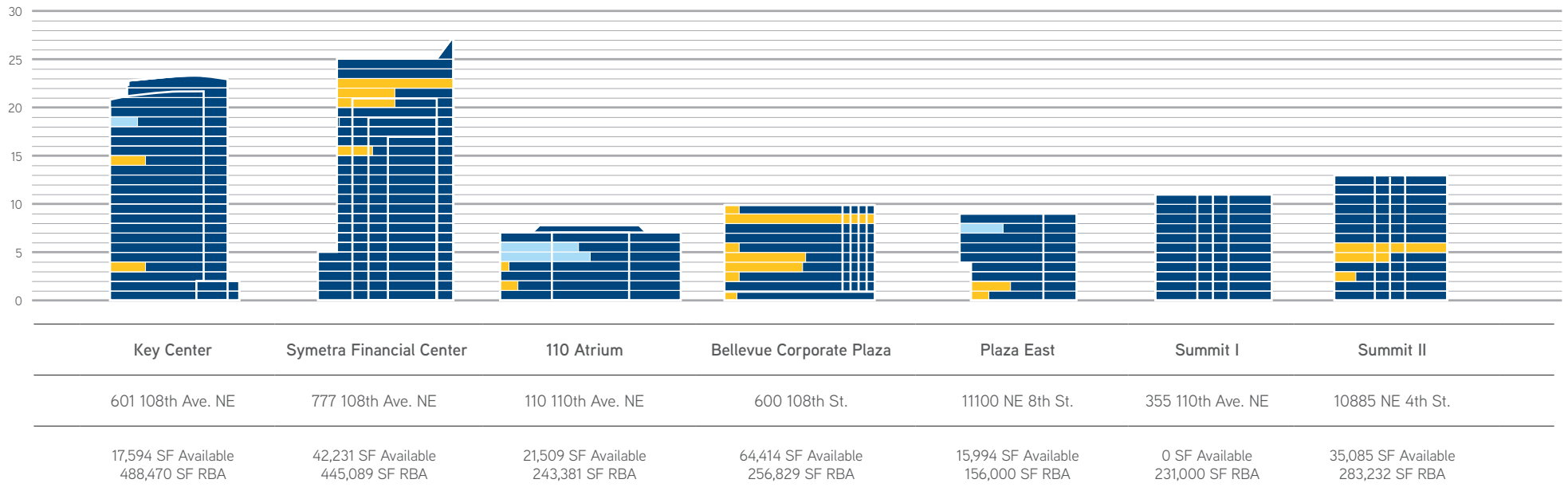
LEGEND

- = Available (Direct)
- = Available (Sublease)
- = Occupied / Leased



BELLEVUE SKYLINE REVIEW

A Quarterly Analysis



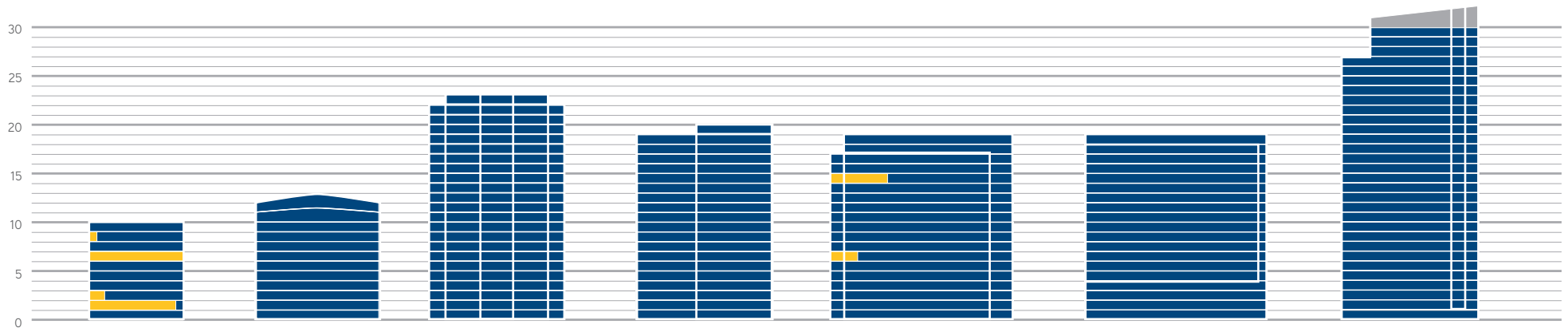
LEGEND

- = Available (Direct)
- = Available (Sublease)
- = Occupied / Leased



BELLEVUE SKYLINE REVIEW

A Quarterly Analysis



US Bank Plaza	Bravern Tower I	Bravern Tower II	Tower 333	929 Office Tower	Centre 425	Lincoln Square II
10800 NE 8th St.	11111 NE 8th St.	11025 NE 8th St.	333 108th Ave. NE	929 108th Ave. NE	415 106th Ave. NE	400 Bellevue Way NE
31,692 SF Available 144,510 SF RBA	0 SF Available 250,992 SF RBA	0 SF Available 496,984 SF RBA	0 SF Available 414,960 SF RBA	12,523 SF Available 462,000 SF RBA	0 SF Available 345,821 SF RBA	0 SF Available 719,653 SF RBA

LEGEND

- = Available (Direct)
- = Available (Sublease)
- = Occupied / Leased

