

2018 ATLANTA PARKING SURVEY

Urban Submarkets



Accelerating success.

Parking Becomes More Expensive on Average in Atlanta; Downtown & Midtown Lead Largest Increases

> The data for this parking survey was compiled and collected by Colliers International - Atlanta by means of calling property Landlords, Owners and Parking Operators; and also by on-foot research. Criteria used for this report includes covered or underground parking garages only; located in Atlanta's urban core submarkets. For decks not associated with office buildings, location is in proximity and relevant to office centers.

Unreserved Rates (monthly)

> Unreserved parking rates in Atlanta's urban core increased for a third consecutive year in 2018. The average is now at \$103 per month, up 4% compared to last year's survey. Over the three year period, the average has increased 11%. The high and low amounts remain unchanged this year. Midtown had the highest increase in its unreserved average. The amount is now at \$112 per month (the highest in the city) and is up 9% year-over-year.

Reserved Rates (monthly)

> Like the above, Atlanta's reserved parking rates also saw its average increase in 2018. This year's rate went to \$147 per month which is up 5% compared to last year. The overall low reserved space remained the same at \$60 per month, located at Atlanta Tech Village. Meanwhile, the high showed a substantial increase over last year and now stands at \$340 per month. This rate was confirmed to be located at the Hurt Building in Downtown; an unusual location for such a high reserved parking rate. This new overall high resulted in Downtown having the highest average increase this year at 10%.

Daily Maximums and Hourly Rates

> Parking for the day in Atlanta's urban core increased in both the hourly category and the daily category. The average daily maximum rate is up a couple of dollars from last year to \$16. The hourly average is up a dollar to \$6. Daily high averages are up across all submarkets. Both the daily low and daily high amounts are located in Downtown.

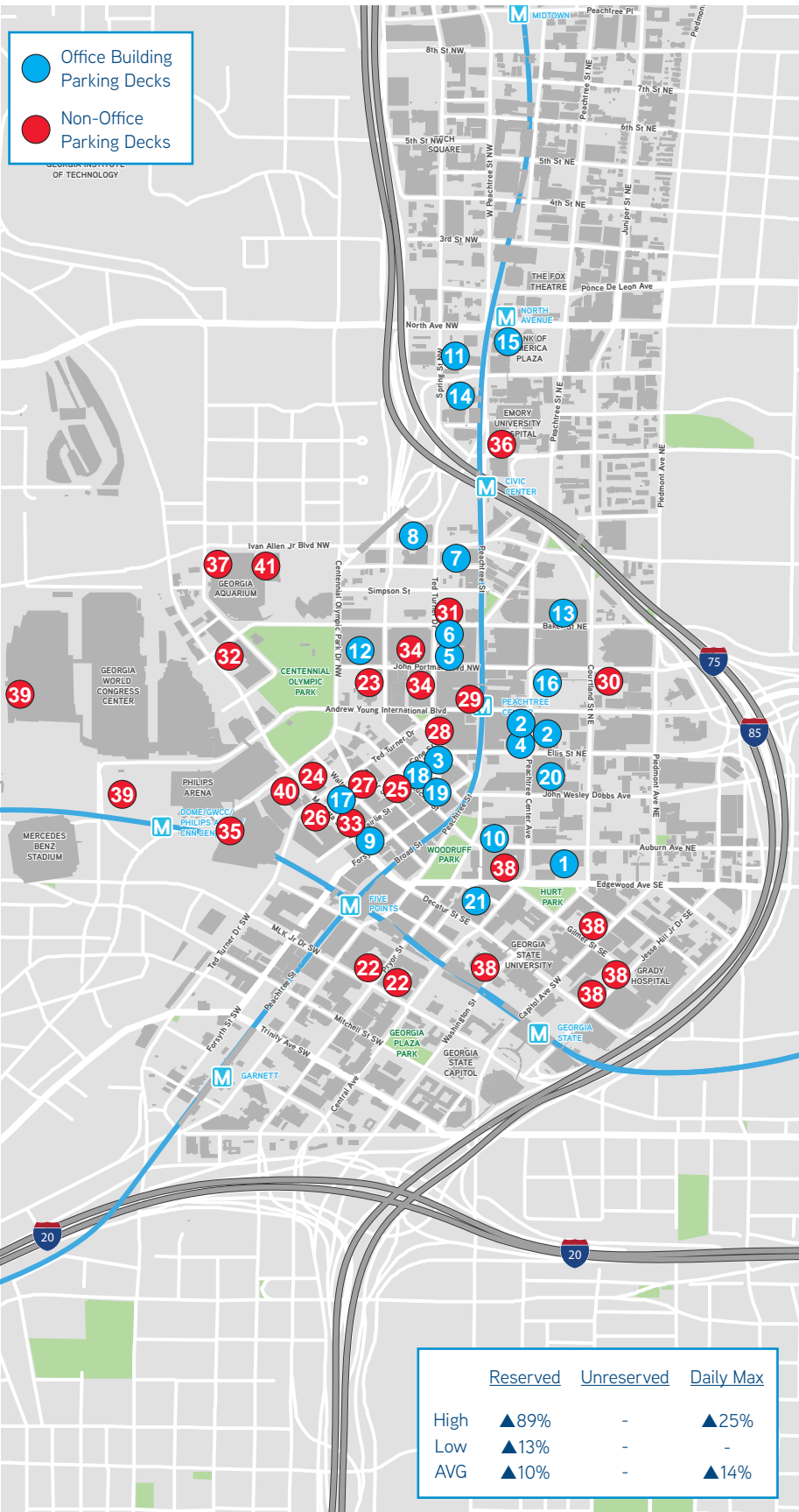
Market Indicators	LOW	HIGH	AVG
RESERVED	\$60	\$340	\$147
UNRESERVED	\$25	\$150	\$103
DAILY MAX	\$6	\$35	\$16
HOURLY	\$2	\$15	\$6

Summary Statistics Urban Submarkets	Downtown	Midtown	Buckhead
RESERVED - HIGH	\$340	\$200	\$170
RESERVED - LOW	\$85	\$85	\$60
RESERVED - AVG	\$161	\$162	\$128
UNRESERVED - HIGH	\$150	\$150	\$115
UNRESERVED - LOW	\$65	\$55	\$25
UNRESERVED - AVG	\$110	\$112	\$90
DAILY - HIGH	\$35	\$30	\$32
DAILY - LOW	\$6	\$8	\$8
DAILY - AVG	\$16	\$16	\$15

Parking Maps: Downtown, Midtown, Buckhead

> The following maps provide the locations of the office buildings and parking facilities researched for this survey.

Downtown

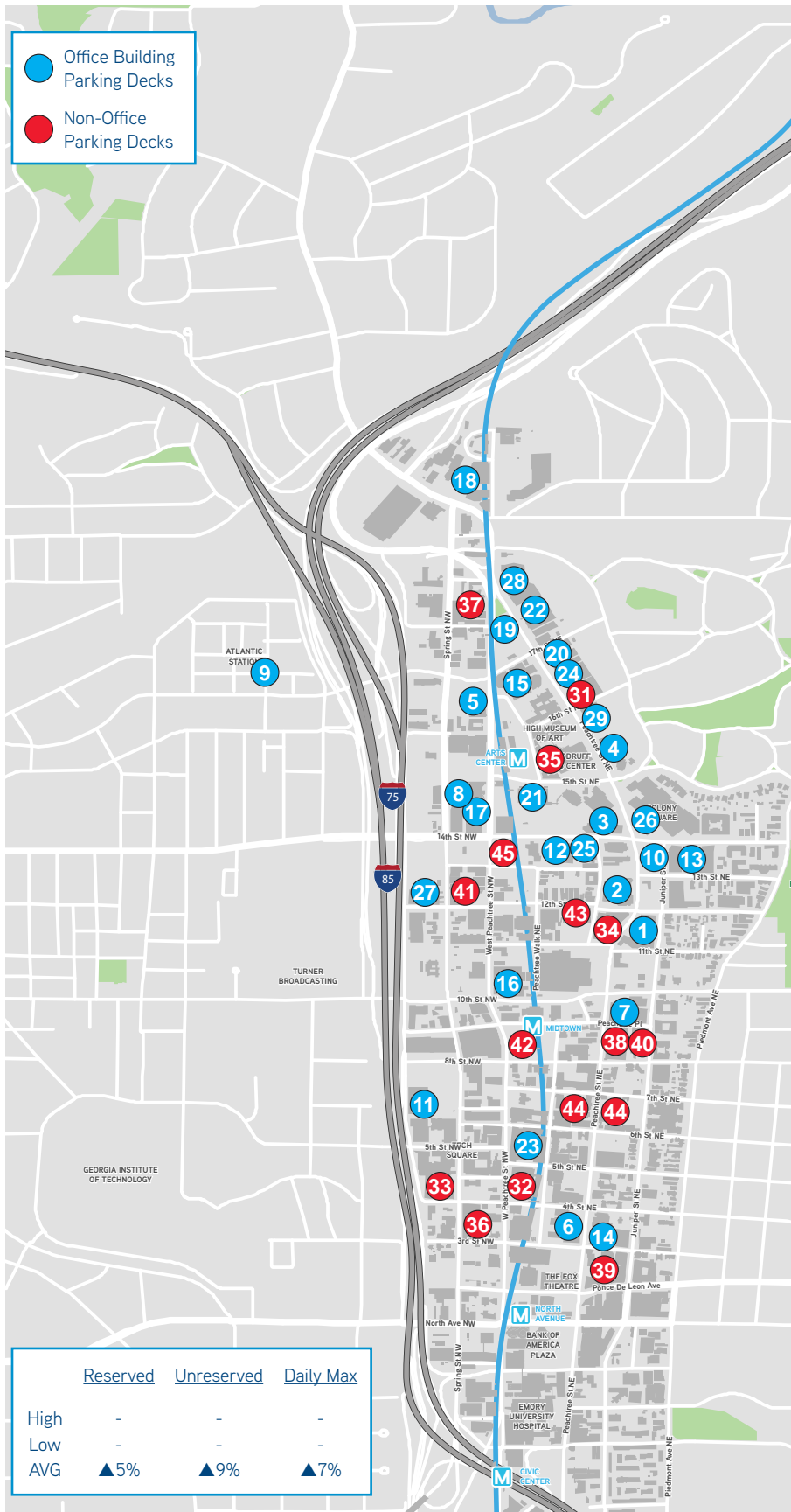


- Office Building Parking Decks
- Non-Office Parking Decks

	Reserved	Unreserved	Daily Max
High	▲89%	-	▲25%
Low	▲13%	-	-
AVG	▲10%	-	▲14%

#	PROPERTY	RES. (Mo.)	UNRES. (Mo.)	HR.	MAX	E/B
1	100 Edgewood		\$75	\$7	\$14	
2	Peachtree Center	\$175	\$105	\$8	\$20	\$8
3	200 Peachtree	\$130	\$75	\$6	\$18	\$6
4	191 Peachtree	\$190	\$140	\$4	\$25	
5	260 Peachtree	\$180	\$120	\$4	\$12	
6	270 Peachtree	\$180	\$120	\$4	\$12	
7	30 Allen Plaza	\$175	\$130	\$4	\$12	
8	55 Allen Plaza	\$165	\$135	\$4	\$12	
9	55 Marietta		\$115	\$5	\$11	
10	55 Park Place				\$7	
11	One Georgia Ctr.	\$150	\$107	\$3	\$15	
12	250 Williams	\$180	\$150	\$3	\$12	\$10
13	SunTrust Plaza	\$160	\$125	\$6	\$25	
14	Baltimore Row		\$100	\$4	\$12	
15	BofA Plaza	\$175	\$135	\$8	\$24	
16	Marquis I & II	\$170	\$100	\$8	\$20	\$8
17	Centennial Tower	\$150	\$110	\$10	\$15	
18	100 Peachtree -Cone Street	\$85	\$65	\$7	\$7	
19	100 Peachtree -Forsyth St	\$140	\$120	\$8	\$15	
20	GA-Pacific Ctr.	\$140	\$100	\$6	\$16	\$6
21	Hurt Building	\$340	\$120	\$8	\$18	
22	Underground Atlanta	\$140	\$105	\$6	\$2	
23	104 John Portman			\$9	\$18	\$8
24	123 Marietta St		\$80	\$8	\$20	\$6
25	100 Luckie St		\$75	\$4	\$12	\$5
26	104 Marietta St			\$4	\$10	
27	107 Spring St			\$6	\$5	
28	170 Carnegie Way		\$110	\$15	\$35	
29	218 Peachtree St	\$120	\$105	\$10	\$20	\$7
30	227 Courtland St		\$120	\$8	\$20	\$8
31	31 Baker St				\$10	
32	275 Baker St.			\$10	\$30	
33	79 Marietta St		\$85	\$5	\$8	\$6
34	America's Mart	\$130	\$125	\$10	\$25	
35	CNN Center			\$10	\$15	\$5
36	Crawford Long		\$75	\$4	\$6	
37	GA Aquarium				\$12	
38	GSU Campus				\$7	
39	GWCC Campus				\$20	
40	Philips Arena		\$85	\$10	\$15	\$5
41	World of Coke			\$10	\$15	

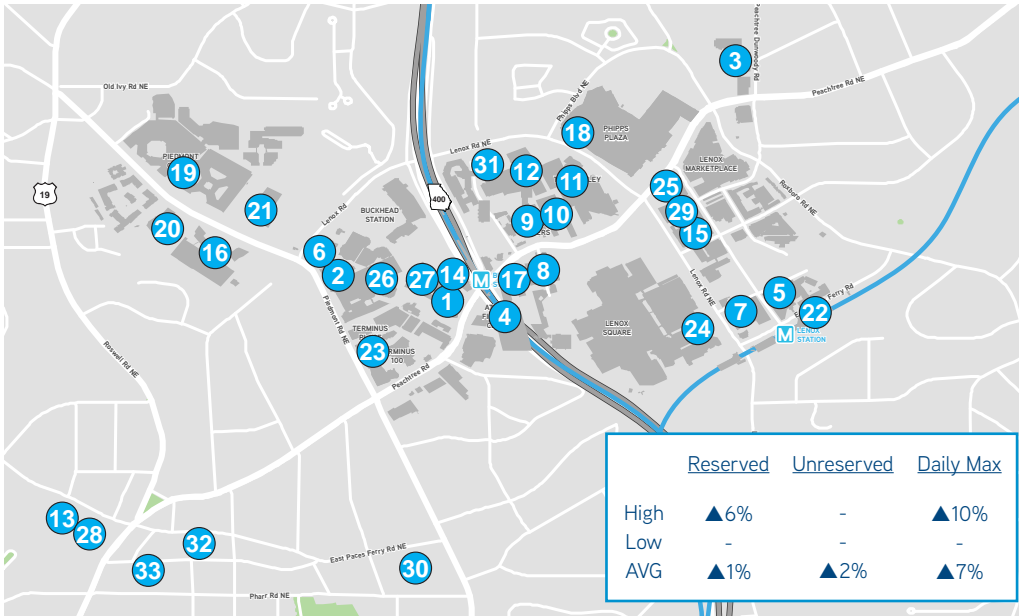
Midtown



#	PROPERTY	RES. (Mo.)	UNRES. (Mo.)	HR.	MAX	E/B
1	1075 Peachtree	\$200	\$125	\$6	\$16	
2	1100 Peachtree	\$155	\$115	\$8	\$16	
3	1180 Peachtree	\$200	\$125	\$6	\$16	
4	1275 Peachtree		\$150	\$8	\$18	
5	1330 W Peachtree		\$80	FREE	FREE	FREE
6	730 Midtown	\$160	\$115	\$6	\$10	
7	999 Peachtree	\$150	\$110	\$5	\$14	
8	Regions Plaza	\$165	\$125	\$6	\$18	
9	Atlantic Station	\$178	\$121	FREE	\$14	
10	Campanile Plaza	\$176	\$125	\$7	\$30	
11	Centergy One	\$185	\$115	\$6	\$20	
12	75 14th Street	\$175	\$130			
13	Mayfair Royal	\$185	\$120	\$7	\$30	
14	715 Peachtree	\$125	\$95	\$4	\$10	
15	Midtown Plaza	\$175	\$100	\$8	\$16	
16	10 10th Street	\$168	\$115	\$5	\$18	
17	One Atlantic Ctr.	\$195	\$150	\$6	\$18	
18	Peachtree Pointe	\$168	\$110	\$5	\$20	
19	Pershing Park Pl.	\$150	\$110	\$4	\$10	
20	Pershing Pt. Plaza		\$95	\$3	\$16	
21	Promenade	\$160	\$125	\$8	\$16.25	
22	Silhouette in Midtown		\$90	\$3	\$10	
23	The Biltmore	\$170	\$95	\$4	\$16	
24	The Peachtree		\$115	\$6	\$16	
25	The Proscenium	\$155	\$115	\$5	\$16	
26	Colony Square		\$150	\$8	\$22	
27	1100 Spring St.		\$75	\$2	\$10	
28	1475 Peachtree	\$130	\$85			
29	1315 Peachtree		\$125			
30	Ponce City Mkt*		\$110	\$2	\$15	
31	1337 Peachtree			\$6	\$12	
32	759 W. Peachtree	\$85	\$55	\$3	\$8	
33	GT Conf. Center			\$3	\$15	
34	12th & Midtown			\$6	\$15	
35	Arts Center			\$12	\$17	
36	725 Spring St.			\$3	\$8	
37	1422 W. Peachtree		\$6.50	\$10		
38	Metropolis			\$6	\$15	
39	Georgian Terrace			\$6	\$25	
40	930 Juniper St.			\$6	\$12	
41	Skyhouse			\$6	\$24	
42	915 Midtown			\$6	\$20	
43	77 12th Street			\$5	\$16	
44	Viewpoint & Spire			\$4	\$15	
45	Atlantic House			\$2	\$14	

*off map

Buckhead



#	PROPERTY	RES. (Mo.)	UNRES. (Mo.)	HR.	MAX	E/B
1	3344 Peachtree	\$135	\$105	\$6	\$20	
2	3405 Piedmont Rd.			FREE	FREE	FREE
3	3630 Peachtree	\$160	\$110	\$6	\$18	
4	Atlanta Financial Center	\$135	\$95	\$6	\$18	
5	Atlanta Plaza	\$125	\$75	\$3	\$13	
6	Atlanta Tech Village	\$60	\$25	\$3	\$15	
7	Lenox Center Bldg.	\$120	\$75	\$2	\$8	
8	Lenox Overlook	\$115	\$75	\$10	\$32	
9	Lenox Plaza	\$120	\$75	\$3	\$8	
10	Lenox Towers (North & South)	\$95	\$75	\$3	\$10	
11	Monarch Center (Plaza & Tower)	\$125	\$95	\$5	\$12	
12	Alliance Center (One & Two)	\$125	\$95	\$5	\$14	
13	One Buckhead Plaza	\$155	\$95	\$6	\$20	
14	One Capital City Plaza	\$125	\$95	\$2	\$14	
15	Live Oak Square	\$115	\$85	\$5	\$12	
16	Securities Centre (One & Two)	\$125	\$75	\$2	\$10	
17	Peachtree Lenox Bldg.	\$110	\$80	\$4	\$15	
18	Phipps Tower	\$135	\$100	\$4	\$14	
19	Piedmont Center	\$100	FREE	FREE	FREE	FREE
20	Piedmont Place	FREE	FREE	FREE	FREE	FREE
21	Prominence in Buckhead	\$125	\$95	\$4	\$12	
22	Resurgens Plaza	\$135	\$95	\$4	\$12	
23	Terminus 100 & 200	\$135	\$105	\$5	\$15	
24	Buckhead Tower - 3399 Peachtree	\$135	\$85	\$6	\$12	
25	The Pinnacle	\$130	\$90	\$4	\$12	
26	Tower Place 100	\$140	\$90	\$4	\$20	
27	Tower Place 200	\$135	\$105	\$6	\$20	
28	Two Buckhead Plaza	\$155	\$95	\$6	\$20	
29	3445 Peachtree	\$130	\$90	\$4	\$12	
30	550 Pharr Road	FREE	FREE	FREE	FREE	FREE
31	Three Alliance Center	\$150	\$115	\$7	\$30	
32	The 309	\$170	\$100	\$6	\$16	
33	Buckhead Atlanta			\$3	\$20	
34	1776 Peachtree*		\$90	\$4	\$10	

*off map

FOR MORE INFORMATION

Colliers International | Atlanta
 Promenade | Suite 800
 1230 Peachtree Street, NE
 Atlanta, Georgia, 30309
 +1 404 888 9000
 colliers.com/atlanta



Scott Amoson

VP, Director of Research | Atlanta
 +1 404 877 9286
 scott.amoson@colliers.com



Accelerating success

Copyright © 2018 Colliers International.
 The information contained herein has been obtained from sources deemed reliable. While every reasonable effort has been made to ensure its accuracy, we cannot guarantee it. No responsibility is assumed for any inaccuracies. Readers are encouraged to consult their professional advisors prior to acting on any of the material contained in this report.